

Introducing the

NHS Knowledge and Library Hub

www.library.nhs.uk/knowledgehub



Sherwood Forest Hospitals
NHS Foundation Trust



Search journal articles, e-books, guidelines and clinical decision tools, **all in one place.**

Go directly to full text, as an immediate download or on request from an NHS library.

Avoid the less-reliable sources you might find in a general web search.

Click the text on the grey bar to log in with your NHS OpenAthens account

This lets you see the full text of all the resources NHS libraries buy for you.

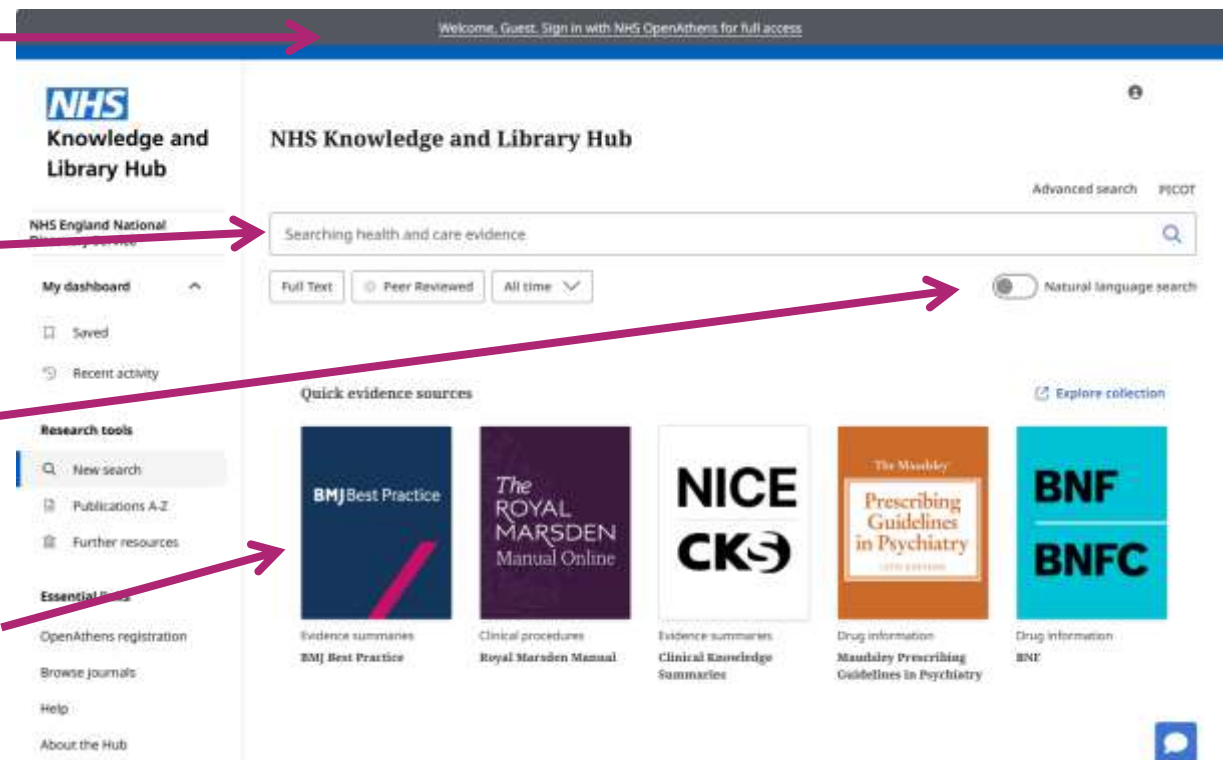
Type your search words in the box and click Search
You can search for a topic, a journal article or a book or journal title.

You will see results which contain all your search words

Toggle natural language search and query the Hub by asking it a question

Key resources and services are linked from the home page



Check Further resources if you need to access databases for literature searching

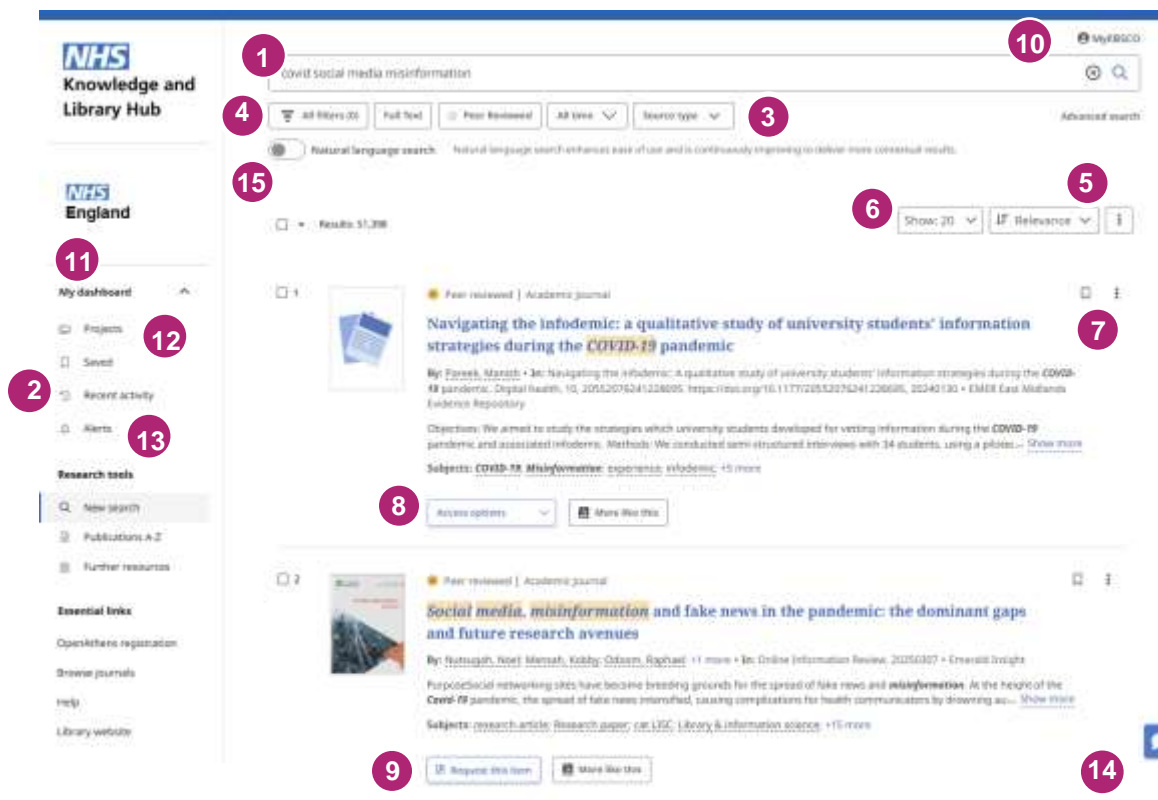


Change your search

- 1 Add or remove search words in the **search box** to tweak your query
- 2 Use **Recent activity** to combine results of your searches
- 3 Narrow your search using **Quick filters** below the search box
- 4 All **filters** offers more options to narrow your results

View your results

- 5 Click **Relevance** to sort your results by date.
- 6 **Show** lets you increase the number of results displayed
- 7 Click the title for a more detailed record. The **save** icon  adds the record to the **Saved** section 



Get the full text

- 8 Click **Access Online** for full text links **Get PDF**, **PDF Full Text** or **Access Online** will all take you straight to an online copy you can download
- 9 Clicking **Request this item** will open a request form to send to your library

Manage your results

- 10 Log in and **MyEBSCO** allows you to save searches / records
- 11 **My dashboard** is where you find saved items and alerts
- 12 You can add records / saved searches to **Projects** to help you organise your work
- 13 **Alerts / Saved Searches** are created by clicking the three dots near 5

- 14 **Ask-a-librarian** links you to your Knowledge and Library Service Team.

Natural language search

- 15 Toggle natural language searching and enter your query as a sentence. The Hub will translate your search