

NHS Knowledge and Library Hub



Type “NHS Library Hub” into google to find it at:
<http://library.nhs.uk/knowledgehub/>

Search journal articles, e-books, guidelines and clinical decision tools, **all in one place.**

Go directly to full text, as an immediate download or on request from an NHS library.

Avoid the less-reliable sources you might find in a general web search.

Click the text on the yellow bar to log in with your NHS OpenAthens account.

This lets you see the full text of all the resources NHS libraries buy for you.

Type your search words in the box and click Search.

You can search for a topic, a journal article or a book or journal title.

You will see results which contain all your search words.

The search options let you choose alternative ways to search.

Go directly to other resources when you know what you need.


Do a detailed search or explore a specific resource from the links below the search box.

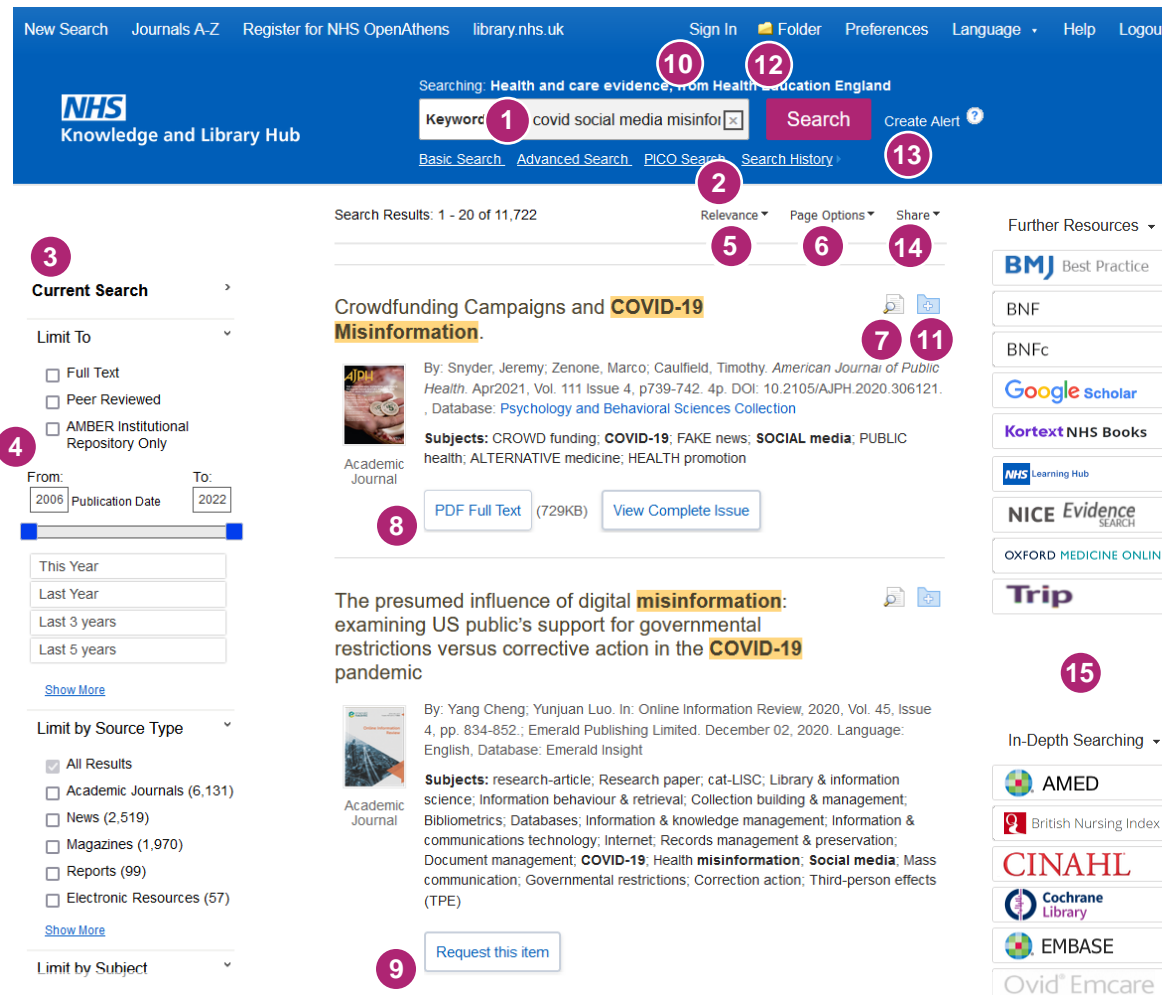
The screenshot shows the NHS Knowledge and Library Hub website. At the top, a yellow bar contains the text "Welcome, Guest. Sign in to your institution for full access to your library's resources." Below this is a blue navigation bar with links for "New Search", "Journals A-Z", "Register for NHS OpenAthens", "library.nhs.uk", "Language", and "Help". The main content area features the NHS logo and the title "Knowledge and Library Hub". A search box is present with the text "Searching: Health and care evidence, from Health Education England". The search box includes a "Keyword" dropdown, an input field with the placeholder "Enter any words", and a "Search" button. Below the search box are links for "Search Options", "Basic Search", "Advanced Search", "PICO Search", and "Search History". At the bottom, there are four columns of links: "Clinical decision making" (NICE Guidelines, NICE Evidence, BMJ Best Practice), "In-depth searching" (AMED, British Nursing Index, CINAHL, Cochrane Library, EMBASE, EMCARE, Medline), "Other resources" (NHS Learning Hub, Directory of Health Libraries, Patient Experience Library, How to search the literature effectively, Health literacy: you can make a difference, Knowledge Mobilisation Framework), and "NHS OpenAthens" (OpenAthens Registration, OpenAthens Password Reset, Having Problems with OpenAthens?).

Change your search

- 1 Add or remove search words in the **search box**.
- 2 See your **Search History** to combine results of different searches.
- 3 Alter the search options under **Current Search**.
- 4 Add **limits** to narrow your results by date, type or other options.

View your results

- 5 Click **Relevance** to sort your results by date.
- 6 **Page Options** lets you change the layout and increase the number of results displayed.
- 7 The **detail** icon  on each result shows you more information.




The screenshot shows the NHS Knowledge and Library Hub search interface. At the top, there is a navigation bar with links for 'New Search', 'Journals A-Z', 'Register for NHS OpenAthens', 'library.nhs.uk', 'Sign In', 'Folder', 'Preferences', 'Language', 'Help', and 'Logout'. The search bar contains the text 'Health and care evidence, from Health Education England' and the keyword 'covid social media misinformation'. A 'Search' button is next to the search bar. Below the search bar, there are links for 'Basic Search', 'Advanced Search', 'PICO Search', and 'Search History'. The search results are displayed in a list format. The first result is 'Crowdfunding Campaigns and COVID-19 Misinformation' by Snyder, Jeremy; Zenone, Marco; Caulfield, Timothy. The second result is 'The presumed influence of digital misinformation: examining US public's support for governmental restrictions versus corrective action in the COVID-19 pandemic' by Yang Cheng; Yunjuan Luo. The interface includes various filters and options on the left side, such as 'Current Search', 'Limit To', 'Limit by Source Type', and 'Limit by Subject'. On the right side, there are 'Further Resources' and 'In-Depth Searching' sections. Numbered callouts (1-15) highlight specific features and actions throughout the interface.

Get the full text

- 8 Clicking **Get PDF**, **PDF Full Text** or **Access Online** will take you to an online copy you can download.
- 9 Clicking **Request this item** will open a request form to send to your library.

Manage your results

- 10 **Sign In** to save your results and searches.
- 11 **Add a result** to the **Folder** by clicking the folder icon .
- 12 Open the **Folder** to see saved items, print or export results, and share folders with other searchers.
- 13 **Create Alert** will let you know when new articles match your search.
- 14 **Share** lets you quickly add results to the folder or create alerts.

Continue your search

- 15 Choose any of the buttons in the righthand column to open a new search in another database or search tool.